



100% MADE in ITALY



Sedia impilabile mod. S6000T omologazione classe 1IM

Stackable chair mod. S6000T 1IM fireproof

MATERIALI MATERIALS

STRUTTURA - FRAME

IT: Profilato di acciaio tondo diametro mm. 25 spessore mm. 1,5. Finitura verniciata con polveri epossidiche con spessore medio 50 micron oppure cromata spessore medio 5 micron. Alla base piedini sagomati in polipropilene

EN: Metal frame round steel section diameter 25 mm. Finish painted with epoxy powders with average thickness of 50 micron or chromed with average thickness of 5 micron. At the base shaped feet in polypropylene

SEDILE E SCHIENALE - SEAT AND BACK

IT: Interno sedile e schienale in legno multistrati grezzo spessore mm.10. Imbottitura sedile e schienale in poliuretano espanso. Schienale nella forma squadrata o rotonda

EN: Internal seat and back in raw plywood back 10 mm thick. Padding seat and back in polyurethane foam. Square or round backrest

RIVESTIMENTO - COVERING

IT: Tessuto trevira CS o ecopelle, colori a scelta

EN: Trevira CS fabric or eco-leather, colors of your choice

ACCESSORI

IT: Braccioli in acciaio con poggia braccio in nylon. Tavoletta scrittoio in nylon o laminato. Cestello portariviste in tondino di acciaio FE360. Barra distanziatrice in piatto di spessore mm. 5, secondo norma UNI EN 10130, verniciata.

ACCESSORIES

EN: Steel and nylon armrests. Writing tablet in nylon or laminated. Metal book basket in drawn rod FE360. Row distance older in plate, thickness 5 mm, accordingly with UNI EN 10130 rule, painted.

DIMENSIONI (mm) DIMENSIONS (mm)

L540 P525 HS485 HT805

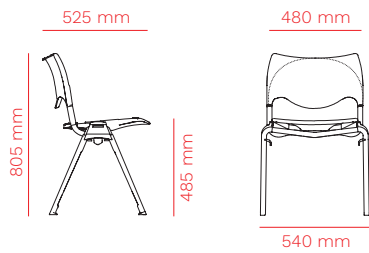
L540 P525 HS485 HT805

PESO Kg. 6,0

WEIGHT Kg. 6,0

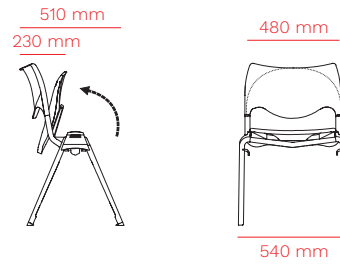
S6000

fixed seat / sedile fisso



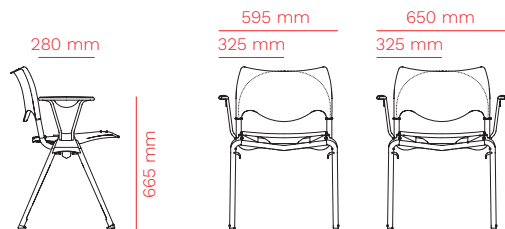
S6000 RIB.

fixed seat / sedile ribaltabile



S6000/2B

fixed seat / sedile fisso



S6000/2B

upfolding seat / sedile ribaltabile

